


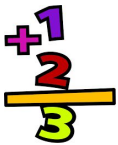





***Tuesday, April 14th* - - Fourth Grade Distance Learning Plan**

<p>Reading</p> 	<ul style="list-style-type: none"> ❑ Follow along with Chapter 12 of Because of Winn Dixie ❑ Good readers question what they are reading, do the chapter 11 & 12 Questioning section in your BWD packet. Make sure they are <u>thoughtful</u> questions! ❑ Also answer the six comprehension questions on the Chapters 11 & 12 ws 	<p>According to Opal's father, Winn-Dixie has a pathological fear of thunderstorms. What is a pathological fear? Do any other characters in the novel have a pathological fear? What frightens them?</p>
<p>Spelling</p>	<ul style="list-style-type: none"> ❑ Work on unit 26 pages 174 and 175 	
<p>Writing</p> 	<p>Boys and girls we are living history right now, so to remember all of this, let's create a Lockdown Diary!</p> <p>Options for creating:</p> <ol style="list-style-type: none"> 1. My Lockdown Diary Printable (click here to download) Print and fill out on paper at home 2. Editable Document in Word Edit online and then I can print it for you at school when all is said and done. YOU (See Attachment in email) 3. Create your own version of each sheet on paper in a notebook. It's already bound and has a cover! <p>If you have questions talk to Mrs. Colwell in homework help.</p>	<p>I did this through Word Pretty huh!?</p>  <p>This is all due Monday, May 4th!</p> <p>Pay careful attention to the pages that need to be filled out each day. This packet is impossible to complete in one day or even a week or two.. Plan accordingly.</p>
<p>Math</p> 	<ul style="list-style-type: none"> ❑ Lesson 6-8: Practice Multiplying a Fraction by a Whole Number <p>No video today. It's more practice of yesterday's assignment.</p> <p>Complete L6-8 --- Homework side only! Instead of remembering complete the TILE DESIGN</p> <p>Remember, you can always go back and watch videos from previous lessons to help you with homework!</p>	<p>TILE DESIGN DIRECTIONS:</p> <p>On GRID PAPER (print or create your own grid) color the squares to make a tile design that meets the conditions below.</p> <p>1/6 of the tiles are BLUE 4/9 of the tiles are YELLOW 1/9 of the tiles are GREEN 1/18 of the tiles are WHITE 2/9 of the tiles are RED</p>

		<p><u>Hint Hint</u> I would multiply each fraction color by the numbers of squares in the grid to help find out how many squares I should color each color.</p>
<p>Religion</p> 	<ul style="list-style-type: none"> ❑ Read, pray & complete workbook pages 47 - 53 for this week. <p>Page 49 ... Right now our world needs to see The Light of the World more than ever. After reading pg 49 <u>create</u> a candle that "shines" for our community to see</p>	<p>Be creative. Create it out of Paper? Popsicle Sticks? Beads? Window art? Chalk art? You are very clever ... use your imagination.</p> <p>Be sure to display The Light of the World where your family & community can see it.</p>
<p>Science/SS</p> 	<ul style="list-style-type: none"> ❑ Read "Bananas At Risk" in your new Time For Kids link ❑ Complete the banana information sheet found Here ❑ Write 4 sentences on a separate piece of paper explaining your thoughts about this article <p style="text-align: center;">This is due Friday!</p>	<p>Read the article here: Time for Kids</p>
<p>Zoom</p> 	<p>Homework Help:</p> <p>Mrs. Colwell 10 - 10:30 Join Zoom Meeting Password:</p> <p>Mrs. Rhoda 1:30 - 2 Join Zoom Meeting Password: 4HeB4w</p>	<p><u>Noon</u> Class Meetings:</p> <p>Monday:</p> <p>Thursday:</p>