


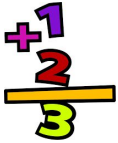



***Tuesday, March 31st *- - Fourth Grade Distance Learning Plan**

<p>Reading</p> 	<ul style="list-style-type: none"> <input type="checkbox"/> Read Ch 4 of <u>Because of Winn Dixie</u> <input type="checkbox"/> Study Vocab. Words for Ch 1 - 5 <input type="checkbox"/> BWD 1-5 Vocab Words <ul style="list-style-type: none"> -- Draw a picture of each word -- Effort - neatness - details - best <input type="checkbox"/> Do Ch 4 Word Work and answer Ch 3 & 4 questions in the BWD packet 	<p>Raise your hand if you want to read chapter 7 to the class!</p> <p>Okay just email me Then I will email you with who wins!</p>
<p>Writing</p>	<ul style="list-style-type: none"> <input type="checkbox"/> Continue to work on your Spring Break postcard. <input type="checkbox"/> Remember that effort is part of your grade. Do you remember how effort is graded? -- Time Spent - Spelling - Details - Use of Paper Space - variety of art and color - Be very careful. 	<p>Postcard Template</p> <p>Check out my postcard! Spring Break Postcard</p> <p>Can't wait to see it!</p>
<p>Spelling</p> 	<ul style="list-style-type: none"> <input type="checkbox"/> Unit 25 Workbook pages 168 - 169 <input type="checkbox"/> Be careful with #8, 9 & 10 it's about idioms - watch the video below and it will help you understand idioms <p style="text-align: center;">Great Idiom Video</p>	<div style="border: 1px solid black; padding: 10px;"> <p style="text-align: center; font-size: 2em; color: purple;">idioms</p> <p>An expression that doesn't exactly mean what the words say.</p> <p style="text-align: center; font-size: 0.8em;">Example:</p> <div style="display: flex; align-items: center;">  <div style="margin-left: 10px;"> <p style="font-size: 1.5em;">She spilled the beans.</p> <p style="font-size: 0.8em;">(she talked too much and told the secret)</p> </div> </div> </div>
<p>Math</p> 	<ul style="list-style-type: none"> <input type="checkbox"/> Lesson 6-2: Fractions that Add to One <input type="checkbox"/> Complete L6-2 --- Both Sides <p style="text-align: center;">(Mrs. Colwell's Group did this page already!)</p>	<p>Watch the lesson here:</p> <p>Lesson 6-2 Video</p> <p style="text-align: center;">Are you working on XtraMath!?!?!?!?</p>
<p>Religion</p> 	<ul style="list-style-type: none"> <input type="checkbox"/> Read wkbk pgs 154 & 155. <input type="checkbox"/> Make a PEACE Sign (Activity on pg 155) to hang up in your room or home -- we need reminders of PEACE at this time. <input type="checkbox"/> Study your Beatitude flashcards 	<p>Keep all of our doctors, nurses, and all emergency workers in your prayers.</p>
<p>Science/SS</p>	<ul style="list-style-type: none"> <input type="checkbox"/> Continue with your assignment from yesterday. Excited to see the comics! 	<p>Time for Kids Issue</p> <p>Comic Template</p>